



Where will hiring be strongest? Where will it be weakest?

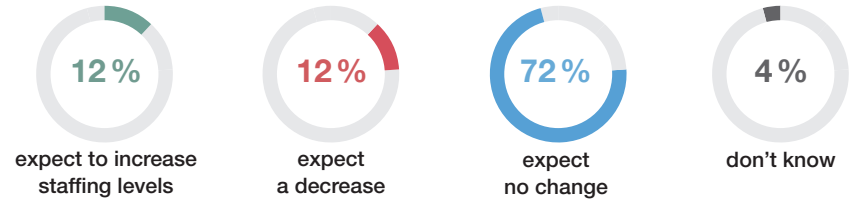
4th Quarter 2020

452 Swiss employers answered the same question:

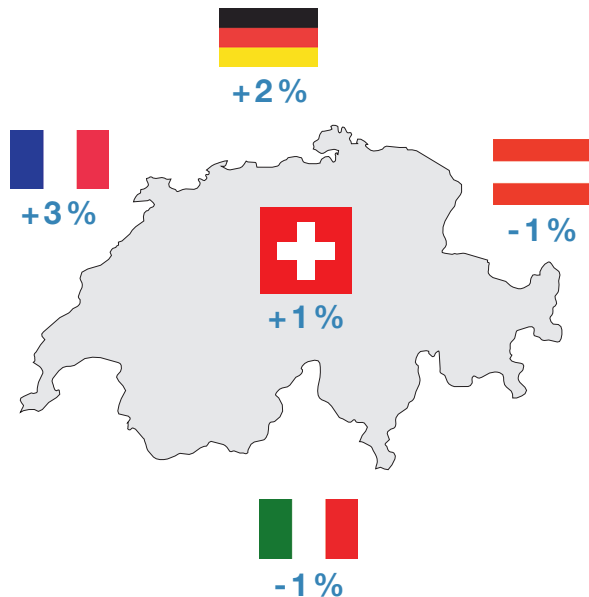
«How do you anticipate total employment at your location to change in the three months to the end of December 2020 as compared to the current quarter?»

How is the Net Employment Outlook calculated?

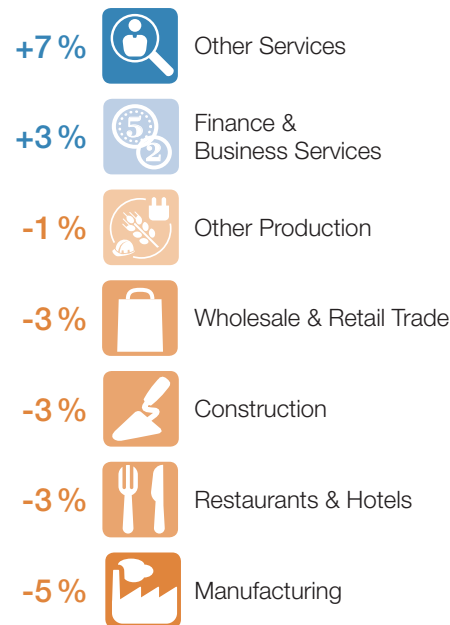
% of employers anticipating employment to increase	12%
- the % expecting to see a decrease in employment	-12%
Non seasonally adjusted result for Switzerland	= 0%
Adjusted to reflect seasonal variations, the Net Employment Outlook stands at +1%.	
All hiring expectations presented in this infographic are seasonally adjusted.	



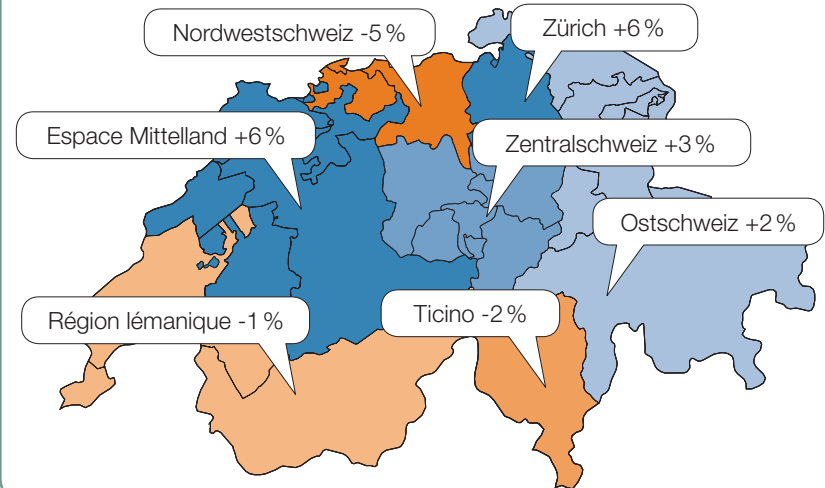
Switzerland and neighboring countries hiring expectations



Sectors hiring expectations



Regional hiring expectations



Organisation size hiring expectations

